

PROLINE
BY AWI®

**Manufactured exclusively
and distributed by AWI**



الوصيف للصناعة
AL WASEEF INDUSTRIES

www.alwaseefind.com

ABOUT US

The Company manufactures a wide range of

- 1. Gypsum Ceiling Profiles**
- 2. Drywall Partition Profiles**
- 3. T-Grid Suspension Systems (T-15 & T-24)**
- 4. Gypsum Ceiling Tiles 60 X 60 & 60 X 120**
- 5. Ceiling Access Panels**


Offering our customers a complete solution for all their interior gypsum ceiling and drywall partition requirements used in building construction projects in the UAE and GCC.

Al Waseef Industries commenced its manufacturing operations in 2007 in Dubai, U.A.E. Al Waseef Industries is a division of Al Waseef Group of companies, a large conglomerate operating in the region for the last 40 years. In 2018, Al Waseef Industries acquired Metex Metal Expansion Factory, a manufacturer of expanded metal products used in the building construction industry, with a large in-house coil slitting operation.

In 2022, Al Waseef Industries established a new “state of the art” facility with the latest high tech machinery, to fulfil the growing demands of current and future development in the region. Located in Dubai Industrial City comprising of a fully purpose-built factory and corporate offices for Al Waseef Industries and Metex Metal Expansion Factory.

What is PROLINE

Proline is a manufacturing process that is usually performed on a Machine and involves rolling a pattern of straight, angled, or crossed lines into the part's surface. The part obtains added aesthetic appeal, increased durability, and better grip than the original smooth metal surface. It is a series of straight lines or a helix of “straight” ridges rather than the more common crisscross pattern.

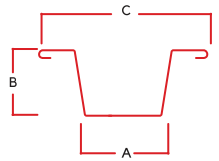


Proline Furring Ceiling System®


Furring Channel



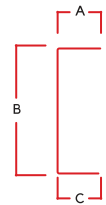
Ref	Dimensions A B C			Standard Thickness (MM)	Standard Length (MM)	Material	Bundle
35FC	35	22	68	0.30, 0.35, 0.40, 0.42, 0.45 and 0.50	3000	G.I.	25



Main Channel



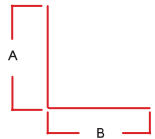
Ref	Dimensions A B C			Standard Thickness (MM)	Standard Length (MM)	Material	Bundle
35MC	12	38	12	0.30, 0.35, 0.40, 0.42, 0.45 and 0.50	3000	G.I.	20



L-Angle




Ref	Dimensions A B		Standard Thickness (MM)	Standard Length (MM)	Material	Bundle
25LA	25	25	0.30, 0.35, 0.40, 0.42, 0.45 and 0.50	3000	G.I.	25



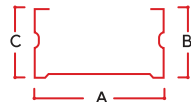
Proline Drywall Partition System®

STUD 50



Ref	Dimensions A B C			Standard Thickness (MM)	Standard Length (MM)	Material	Bundle
50SD	50	34	32	0.30, 0.35, 0.40, 0.42, 0.45 and 0.50	3000	G.I.	12

Special lengths are available upon request

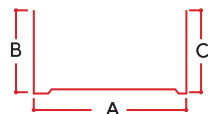


Track 52



Ref	Dimensions A B C			Standard Thickness (MM)	Standard Length (MM)	Material	Bundle
52TK	52	25	25	0.30, 0.35, 0.40, 0.42, 0.45 and 0.50	3000	G.I.	12

Special lengths are available upon request



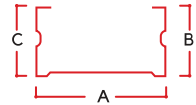
Proline Drywall Partition System®

STUD 70




Ref	Dimensions			Standard Thickness (MM)	Standard Length (MM)	Material	Bundle
	A	B	C				
70SD	70	34	32	0.30, 0.35, 0.40, 0.42, 0.45 and 0.50	3000	G.I.	12

Special lengths are available upon request

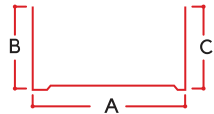


Track 72



Ref	Dimensions			Standard Thickness (MM)	Standard Length (MM)	Material	Bundle
	A	B	C				
72TK	72	25	25	0.30, 0.35, 0.40, 0.42, 0.45 and 0.50	3000	G.I.	12

Special lengths are available upon request



Benefits of PROLINE

PROLINE Channels are strengthened by deforming the metal surface by adding a Knurling process.

Manufacturing Proline Channels is a cold rolled pre-forming process that hardens the base metal. The proline design is formed between mating rolls, which produce transverse waves pattern across the surface of the material. During the process the effective thickness of the material is increased by deforming the strip to twice of its original thickness. This deformation leads to substantial work hardening thereby making it stronger.

PROLINE Gypsum Ceiling and Partition Channels are eco-friendly by design.

As the strength of the material is increased by Knurling process it will perform better and at the same time, Drywall Partition and Ceiling Channels manufactured will require less metal, which reduces the impact of the business has on the environment. As a result, more quantity can be shipped on each load, lowering transport-related pollution to the environment.

PROLINE Gypsum Ceiling and Partition Channels are time saving

Because of its peculiar design and shape the Applicator at the project site will not face slippery issues while applying the proline ceiling system. The applicator with minimal effort can cover more areas in less time.



AL WASEEF INDUSTRIES
+971 4 577 0720

25 YEARS
AL WASEEF GROUP



ص.ب ١١٨٩٦٠
مدينة دبي الصناعية، المرحلة ٣، بلوك
دبي، الإمارات العربية المتحدة

P.O. Box 118960
Dubai Industrial City, Phase 3, Block B
Dubai, United Arab Emirates

Note: All Proline products are protected by copyright under Al Waseef Industries